



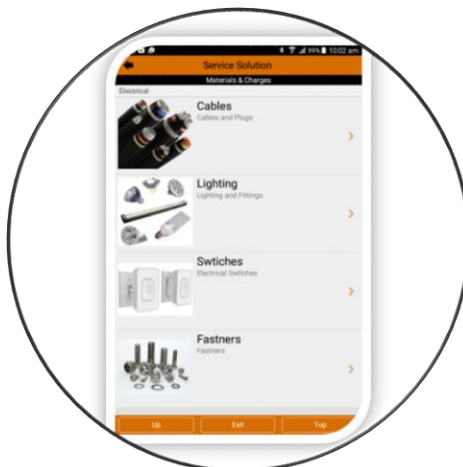
- Ostendo Mobility uses a purpose developed (Android and IOS) app called Freeway. Think of Freeway like you would do with the MS Excel program. The program itself does nothing without a spreadsheet solution. Freeway runs pre-defined 'solutions' developed within Ostendo.
- Freeway Solutions are user defined containers that store different 'Style Templates'. Each template is designed for a specific purpose.

- Examples of Solutions:

- B2B Customer Solution
- Sub-Contractor Solution
- Warehousing Solution
- Manufacturing Solution
- Sales Solution
- Service Solution

- Examples of Style Templates:

- Create a Sales Order or Quote
- Create a Job Order or Quote
- Capture either Internal or Sub Contractor Time
- Create a Purchase Order
- Issue materials to a job or manufacturing order
- Quality Assurance Compliance
- Electrical Certificate



- In-fact the information you can capture is almost unlimited. This is not limited to transactional information for Jobs, Orders etc... but also data which is not necessarily linked to anything in particular. i.e. surveys, diagnostic problem solving process etc...
- A Style Template can include multiple entries of different types as follows:

- Materials
- Times
- Photos
- Sketches
- Signatures (Mandatory and Optional)
- Typed Notes (These can optionally update specific note fields in Ostendo)
- Audio Notes
- Check Lists (With their own Q & A, Images, Signatures, Values etc)
- Hazards (both existing and new)
- Maps
- Readings (For Customer Assets)
- GPS On Site / Off Site Tracking
- And much, much more...



- The term Datasheet is used when an individual completes information based on a define Style Template. It is possible to create multiple datasheets for certain transactions.

- Examples of Datasheets:

- A Datasheet is completed each time an employee or sub-contractor works on a job. When they have recorded the information for the day, they would



Type	Description	Option
01 TRACKING	On and Off Site Tracking	
30 CHECKLIST	Site Safety Checks	Safety Check
40 TIMES	Employee Times	
50 MATERIALS	Materials and Charges	
60 NOTE	Service Notes	Service Note
70 AUDIO	Voice Notes	
80 CHECKLIST	Compliance Recording	Compliance
90 SIGNATURE	Technicians Signature	Technician
100 SIGNATURE	Customer Signature	Customer
110 TRACKINGCODE	Job Tracking Code	

complete the Datasheet which in turn returns the information back to Ostendo updating the job etc... They would then create a new datasheet for the next time they are on the job.


- To record QA results against a Manufacturing Order
- To record a survey
- To create a Sales Quote / Order / Instant Invoice / Job Quote / Order / Purchase Order
- To create or Customer / Prospect Information
- Proof of Delivery
- Inwards Good Receipt Processing
- Issuing / Picking of Goods for a Sales Order / Job or Manufacturing Order
- Diagnostic fault process
- Recording Information for later use in a job eg: Measurements, Readings etc...



- By using a Style Template Matrix you can define rules around the use of specific templates. Further to this you are able to define specific templates against Customer Assets and Jobs etc...
- Materials can be issued from defined warehouse / stock locations for each mobility user. i.e. Van Stock.
- Materials can be selected from a list using a search function or be presented with a Hierarchical structure based on either a product category or your own specific custom structure.
- Picking Classes allow you to restrict the employee to picking only items belonging to certain classes. These allow you to group together items with similar characteristics (e.g. Dangerous goods, Heavy goods, etc...)
- Specific information can be included or excluded from Freeway selection. i.e. You may only want products with a category of 'Parts' or 'Accessories', or maybe only customers with a Type of 'Commercial' to be available to a specific Freeway User.
- You are able to control whether timesheet entries are simply added to a Timesheet Batch or directly posted to a Job.
- Different types of Time can be logged against different Labour Codes (which could also have different Cost and Sell Rates). This is useful to record Travel Time as opposed to Normal on the job Labour time.
- Time can start accruing as soon as you create a new Datasheet. This can be useful for recording travel time by creating the Datasheet when about to travel to next job.
- The concept of Teams can be used in order to record multiple employees time on one device. i.e. Team Leader receives the job on their device and enters time for each Team Member. Therefore, only one device is required.
- Standard Internal Warehousing functions are included in Freeway



- Stock Counts
- Purchase Receipting into store
- Issuing / Picking of Materials to Manufacturing and Job Orders
- Receipting of Finished Goods from Manufacturing Orders
- Picking of Goods for Sales Orders



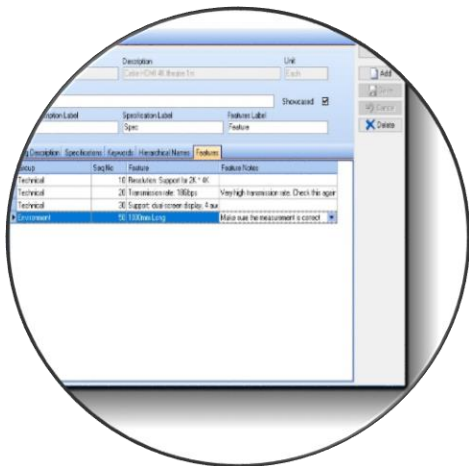
- Updating of Internal Tracking Codes for Manufacturing / Jobs / Sales Orders / Deliveries

- Corrective Actions allows you to create a Call Ticket and / or Job relating to a required Corrective Action. This is useful if you are on site performing work and then you spot something else requiring further attention.
- Branding is also available to control the look of the Front Screen presented to the Freeway user. You are able to insert Logos and remove buttons not required by the user.
- There is also the ability to control specific button and captions in Freeway to personalise the solution i.e. For a B2B Solution you may want to change a Datasheet Completion caption to 'Go to Checkout'.
- Pooling can also be used where a job is deployed to all Team Members, then the first to pick up the job is automatically allocated to it thereby making it unavailable to others.
- Mobility allows an employee to forward a partially completed Datasheet to another i.e. Supervisor for approval.
- Real Time Inquiries can be developed from within Ostendo enabling users in the field to run these inquiries on demand. Examples of this could be:
 - Customer balance and arrears aging totals
 - Stock on hand balances and details
 - Sales Data
 - Details of Outstanding Invoices / Order / Quotes etc..
 - Statistical Information
 - Management KPI information
 - Charts (Horizontal Bar Graphs up to two series)
- Custom Guides can be developed in Ostendo and deployed to Freeway Users. These are useful for documenting such things as Standard Operating Procedures, Machine Instructions etc..
- A 'Notify' option in Freeway allows the user to send a text or email from within Freeway to one or more nominated people. This could be a standard pre-defined message i.e. Running 15 mins late or a short custom message where the user types the contents. GPS Co-ordinates can optionally be sent as well to log that user's physical location for back office staff.
- Scan On feature allows the user to simply scan a barcode to initiate the creation of a Datasheet. This is especially useful if the user primarily only deals in one type of transaction.
- B2B offers Customers the ability to connect directly to your database via their own customer portal. With minimal setup you can make this portal available to allow your customers to run specific inquiries or maybe to log jobs or enter sales orders.
- Sub-Contractors functionality allows you to deploy work directly
- to them so they may enter their time and materials and charges through a Datasheet. Once completed and returned to Ostendo, the relevant jobs / Timesheets are updated. Further to this you may optionally create a Buyer Created Invoice or simply a Purchase Receipt awaiting their invoice.
- A Graphical Assignment Board allows Jobs / Sales Deliveries / Manufacturing Orders / Customer Call Tickets and Activities to



be assigned and deployed to Freeway users. The Assignment Board can be defined using multiple profiles that enable the conditioning of information to be displayed to relevant back office users. i.e. A Service Co-ordinator need only see jobs relating to their allocated technicians.

- The Assignment board also allows you to book work against Company Assets i.e. Cutting Machine etc... This would be useful in manufacturing where you are assigning a routing step to a process rather than a person.
- Instant colour changes to assignments can highlight whether a Freeway user has created a Datasheet for that assignment. This can be updated automatically on creation or completion of Datasheet.
- Capability rules can be defined to ensure the correctly qualified staff or assets have been assigned to a Job Task / Customer or Manufacturing Step i.e. A Qualified Tradesmen must be booked on each job. Therefore, if the Assignment has been booked against an Apprentice, a Warning will be displayed and the booking not available to the Freeway user until a further booking of the same job has been made against a Tradesmen. Each booking is evaluated to determine if the capabilities have been met.
- Blocked Time allows you to make Assets or Employees unavailable for bookings. This is useful if the machine is unavailable due to breakdown, or an employee is on leave.
- On screen warnings show the back-office staff specific warnings when booking an Assignment:



- Check for Out of Sequence where the one task or routing steps has been assigned out of sequence with other tasks or steps
- Check for double booking where one assignment to overlaps another for a Resource
- Check for Overdue where the assignment is scheduled in advance of the required date / time for the order
- Check for Shortages where there are materials on the order with insufficient quantities in stock
- Capability requirements not meet



- The Assignment Board can also be configured to be shown on a monitor, maybe on the wall allowing auto refresh of information.
- The Assignment Board can also be configured to auto move assignment entries to the actual date / time upon creation of the datasheet. This enables co-ordinators to reschedule subsequent work bookings if one job starts earlier or later than was originally booked.
- Mobility communicates to Ostendo via its own API service. This is not only secure but also allows third party developed apps to read and write to the database.
- API Security access can be date controlled with an Expiry Date or removed at any point in time.